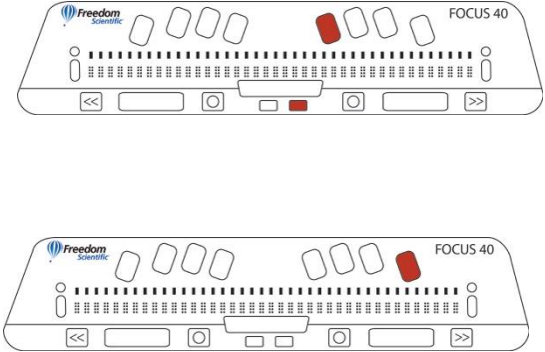
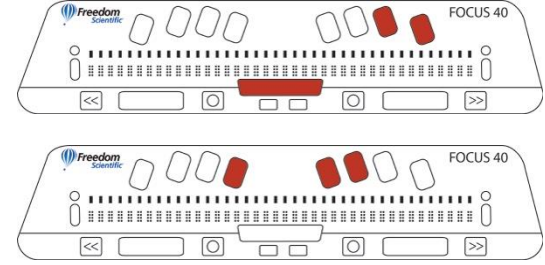
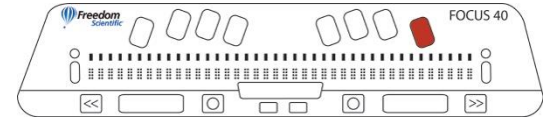
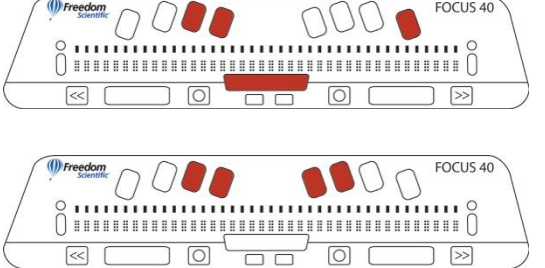
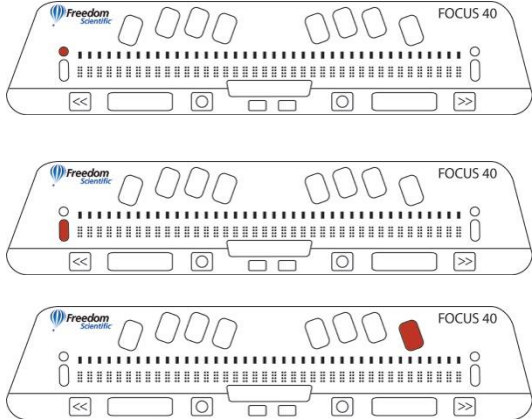
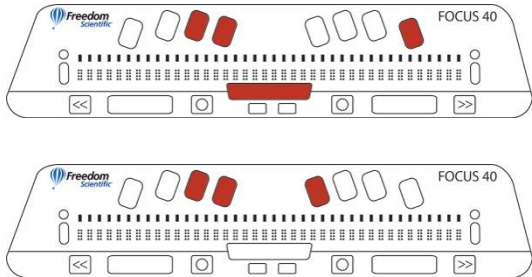
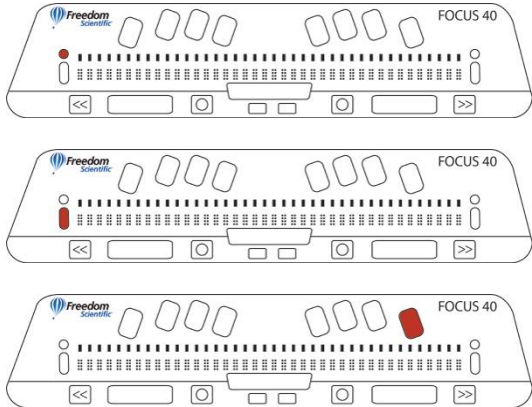
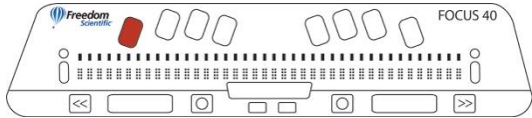


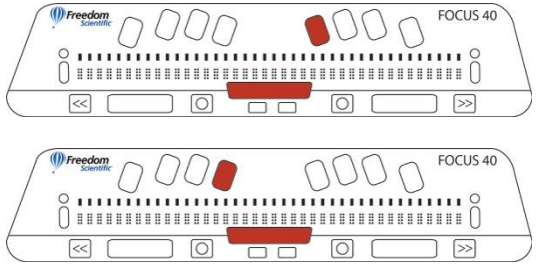
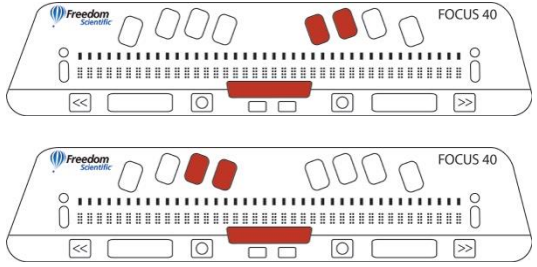
Navigating the Internet with the FOCUS 40 and JAWS

<p>1</p>	<p>Launch an internet browser.</p> <p>Use Internet Explorer or Firefox.</p> <p>Chrome has a known issue of not responding to edit fields or form mode with JAWS.</p> <p>To launch the Start button, RIGHT SHIFT+DOT 4</p> <p>Then type in the name of the program you want to launch into the search field and press ENTER.</p>	
<p>2</p>	<p>Go to the Address Bar.</p> <p>ALT+D</p>	
<p>3</p>	<p>Type in search term or URL.</p> <p>Press ENTER to go to search results or URL.</p>	
<p>4</p>	<p>When page has loaded, you can navigate by headers or links.</p> <p>To see a list of links press: INS+F7 DOT 1-2-8 CHORD then G</p>	

SET▶BC

<p>5</p>	<p>To navigate list of links, press one of the MODE buttons until you hear “List Mode On”</p> <p>Then use the NAV ROCKERS to move up and down the list.</p> <p>Press ENTER to activate the link.</p>	
<p>6</p>	<p>To see a list of headers press: INS+F6 DOT 1-2-8 CHORD then F</p>	
<p>7</p>	<p>To navigate list of links, press one of the MODE buttons until you hear “List Mode On”</p> <p>Then use the NAV ROCKERS to move up and down the list.</p> <p>Press ENTER to move to heading on search results page and ENTER again to activate the link.</p>	
<p>8</p>	<p>To move back to a previous page, press the BACKSPACE key.</p>	

SET▶BC

9	<p>To navigate a page you can go item by item.</p> <p>Press DOT 4 CHORD to move forward through elements on the page.</p> <p>Press DOT 1 CHORD to previous elements.</p>	
10	<p>To navigate links on page, use TAB (DOT 1-2 CHORD) to move to next link or SHIFT-TAB (DOT 4-5 CHORD) to previous link.</p>	
11	<p>To say all, press DOTS 1-2-4-5-6 CHORD.</p>	