

SETdirect Kit Make it Grow

Tips and Tricks: from SET-BC

- Hello and welcome to this quick demonstration of how to enable the Waterpik Water Flosser to be accessible for students who may use switches.
- Let's begin! First, we will connect the Powerlink 4 Control Unit, and then move on to the Jelly Bean Twist Switch, and then the Waterpik Water Flosser.
- First, plug in the Powerlink to an electric socket.
- Then, connect the Jelly Bean Twist Switch to the Powerlink.
- The Powerlink is what will allow the Waterpik Water Flosser to become switch enabled with the Jelly Bean Twist Switch.
- Before you connect the water the Waterpik Water Flosser, be sure to fill the reservoir with water.
- Then, connect the Waterpik Water Flosser to the Powerlink. Ensure that the Waterpik Water Flosser is connected to the same side as the Jelly Bean Twist Switch on the Powerlink.
- Then, turn the Powerlink on.
- Select the appropriate mode on the Powerlink. This is the Direct mode. And, you are good to go!
- Thanks for watching this quick demonstration of connecting the various components of the Make it Grow SETdirect Kit.

Website Updates:

<https://www.setbc.org/2018/08/022-make-it-grow/>

August 2, 2018

[See all of the bundles available](#)



Make It Grow Kit Overview




The accessibility features of the Make it Grow Kit enable all the members of a classroom to take part in a class project to plant seeds from the Planting Starter Kit and Root Vue Kit, care for them, and watch them grow. The Powerlink and Jelly Bean switch can be hooked up to the Waterpik to assist ~~any accessibility-challenged students~~ water the seeds ~~themselves~~, while the GoTalk assists with communication.




- [See resources to support this bundle](#)

diverse accessibility needs to

	Planting Starter Kit <ul style="list-style-type: none">▪ Pea, radish, sunflower, grass, marigold, corn, bush and lima bean seeds▪ Thirty 2.5 in. flower pots, six 5.5 in. flower pots▪ Jiffy pellets and potting soil▪ Additional Information
	Grow-Light Kit <ul style="list-style-type: none">▪ Two 18 in. long LED lights, each 18W▪ Size: 24 x 15.75 x 19 in.▪ 78 in. power cord with on/off switch▪ Additional Information
	Root Vue Kit <ul style="list-style-type: none">▪ Waterproof, self-watering growing unit with viewing window (Size: 9.25 x 16 x 5.5 in.)▪ 3 packs of seeds (carrot, onion, and radish), ID labels, 8 grow mix wafers▪ No allergens▪ Additional Information
	Jelly Bean Twist Switch <ul style="list-style-type: none">▪ 2.5-in/6.4-cm activation surface▪ Red, Blue, Yellow, or Green caps includes a clear snap cap for symbol use▪ Wired 3.5 mm mono jack▪ Additional Information

add box for Powerlink 4 Control Unit (with image, info and link to additional information)

	<p>Jelly Bean Twist Switch</p> <ul style="list-style-type: none"> ▪ 2.5-in/6.4-cm activation surface ▪ Red, Blue, Yellow, or Green caps includes a clear snap cap for symbol use ▪ Wired 3.5 mm mono jack ▪ Additional Information
	<p>Waterpik Water Flosser for Kid</p> <ul style="list-style-type: none"> ▪ Extra safe, kid-proof electrical design ▪ Easy fingertip controls ▪ Includes 450 mL reservoir ▪ Additional Information
	<p>GoTalk 9+</p> <ul style="list-style-type: none"> ▪ Records and stores up to 45 messages in five levels ▪ Nine programmable buttons that allow the user to personalize each level with pictures and vocal recordings ▪ Includes three additional "core" buttons for frequently used words or phrases ▪ Additional Information

	<p>Jelly Bean Twist Switch</p> <ul style="list-style-type: none"> ▪ 2.5-in/6.4-cm activation surface ▪ Red, Blue, Yellow, or Green caps includes a clear snap cap for symbol use ▪ Wired 3.5 mm mono jack ▪ Additional Information 	<p>update info on devices (keep hyperlinks)</p>
	<p>Waterpik Water Flosser for KidS</p> <ul style="list-style-type: none"> ▪ Extra safe, kid-proof electrical design ▪ Easy fingertip controls ▪ Includes 450 mL reservoir ▪ Additional Information 	<p>add "s" to title</p>
	<p>GoTalk 9+</p> <ul style="list-style-type: none"> ▪ Records and stores up to 45 messages in five levels ▪ Nine programmable buttons that allow the user to personalize each level with pictures and vocal recordings ▪ Includes three additional "core" buttons for frequently used words or phrases ▪ Additional Information 	

PowerLink 4 Control Unit

- built-in display
- control up to 2 electrical appliances with a single switch (easily turn on/off)
- 6 unique modes of control (Direct, Latch, Timed, Seconds, Timed Minutes, Two-Switch, and Count) that allow you to define exactly how, and for how long, appliances will be turned on
- Additional information: <https://www.bridges-canada.com/products/powerlink-4>



Jelly Bean Twist Switch

- a 2.5-in/6.4-cm activation surface
- wired mono 3.5mm switch jack
- provides an auditory click and tactile feedback
- switch tops can be removed and replaced with the colour of your choice: red, blue, yellow, or green
- includes a clear snap cap for symbol use (customize to own style, tastes, or specific vision needs)

Waterpik Water Flosser for Kids

- extra safe, kid-proof electrical design
- easy fingertip controls on the On/Off switch and the Pressure Control System
- 3 settings on the Pressure Control System
- Reservoir capacity of over 60 seconds (450mL); can be inverted and used as cover for unit
- one Classic Jet for watering
- includes 20 removable cling decals that are a fun way to personalize your device