

ChatterPix Kids: Animal Characteristics

Introduction

- ChatterPix Kids is a photo app that lets students learn by making anything talk.
- Easy to use and pairs well with any elementary school subject



Create a ChatterPix video of an animal explaining why it is suited to live in a particular biome.

Integration Ideas

- Create book reviews
- Research subjects
- Integrate hooks into lesson plans

- Learn how to import a photo to ChatterPix, record their voice, add text, and export as a movie.
- What you will need:



ChatterPix App


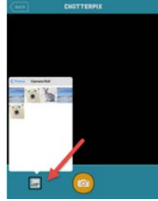








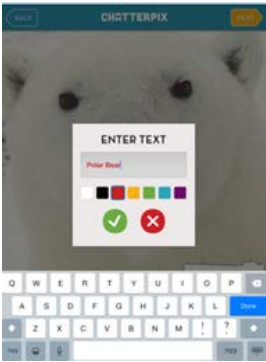
Photos App





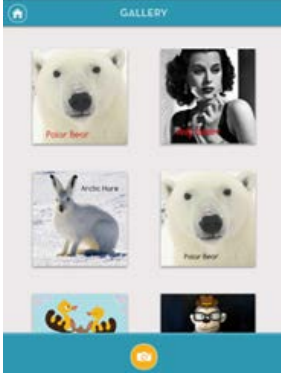
Animal photo-labelled
and saved to camera roll

How can I learn how to use it?

<p>1</p>	<p>Open the ChatterPix App and Take Photo</p>  <p>Or,</p>  <p>Choose your photo from the Camera Roll</p>
<p>2</p>	<p>Tap Next</p>   <p>With your finger, draw a line over the mouth of the animal in the photo</p>
<p>3</p>	<p>Once you have drawn a mouth, tap the flashing Record button</p>  <p>ChatterPix will announce “Record in ... 3, 2, 1, Go!” You will have 30 seconds to record.</p>

<p>4</p>	<p>Tap the Play button to review your recording.</p>  <p>If you don't like your recording, re-record by tapping the Record button again.</p>
<p>5</p>	<p>Tap Next.</p>  <p>Tap the Text Button and select a Font.</p> <p>You could optionally select a filter, stickers, or frame to add to your photo.</p> 
<p>6</p>	<p>Choose a colour and type your animal's name.</p> <p>Tap the green Check Mark to insert the text.</p>  <p>Once the text box is inserted, use your fingers to change the size, position, or angle of the text box.</p>

7	<p>Tap Next. </p> <p>When you're happy with your creation, tap the Save Button to export the video to your Camera Roll.</p>  <p>From the Camera Roll, your video can be played, shared, or uploaded to other apps for an app-smashing activity.</p>
---	--

8	<p>Tap the Gallery Button to save to the ChatterPix Kids Gallery.</p>  <p>To delete an item from the Gallery, tap it and tap the trash can. You can also edit items stored in the Gallery.</p>
---	--

What if I want to know even more?

	<p>Here are some web-based resources that might help you learn how students can use the ChatterPix:</p> <ul style="list-style-type: none"> ○ Using ChatterPix – a short YouTube video from the makers of ChatterPix by Duck Duck Moose ○ ChatterPix Kids - a Teacher Review
--	---